

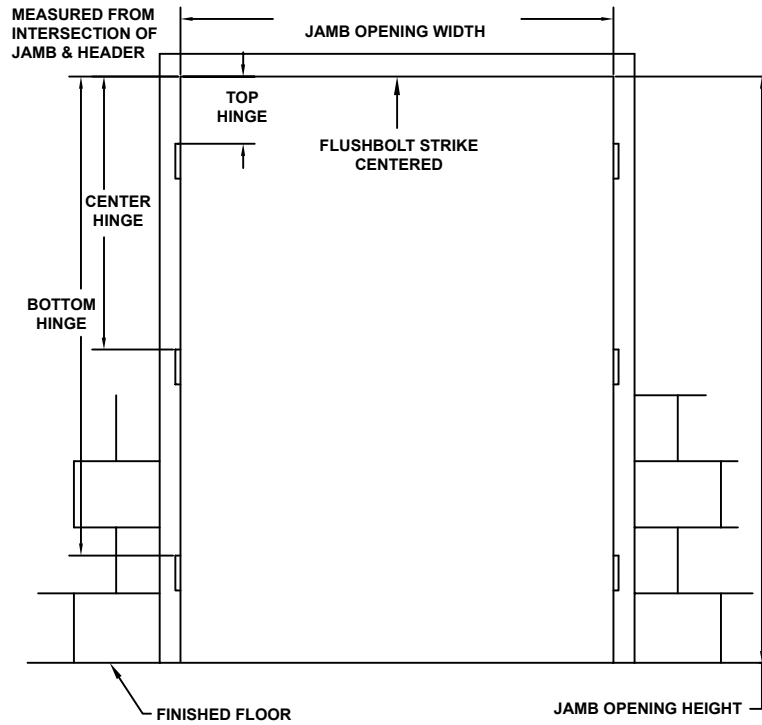
**CHEM-PRUF P-SERIES
DOUBLE FRAMES ONLY
ORDER FORM**

HEAVY DUTY
EXTREME DUTY

FIRE RATED

20 MIN ___ 30 MIN ___ 45 MIN ___
60 MIN ___ 90 MIN ___

WIND LOAD RATED



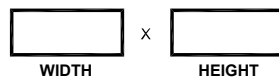
HARDWARE PREPARATIONS

- 4-1/2" MORTISE HINGES
- # OF HINGES: 3 4 5
- STD WEIGHT
- HEAVY WEIGHT
- 5" MORTISE HINGES
- # OF HINGES: 3 4 5
- STD WEIGHT
- HEAVY WEIGHT
- CONTINUOUS HINGE REINFORCEMENT
- FLUSHBOLT STRIKE PREP
- CLOSER REINFORCEMENT RA/PA
- SURFACE BOLT REINFORCEMENT
- OTHER NOTES:

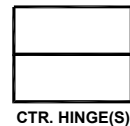
COLOR

- POLAR WHITE
- CASHEW TAN
- MIST GRAY
- PRIMER, FOR FIELD PAINTING
- OTHER

JAMB OPENING SIZE



MEASURED FROM INTERSECTION OF JAMB & HEADER

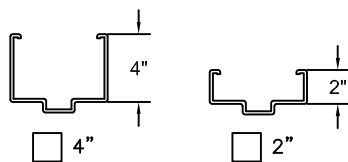


ROUGH OPENING: OVERALL FRAME PLUS 1/4" ALL AROUND TO ALLOW FOR FRAME SHIMS.

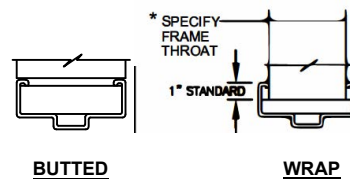
CUSTOMER NOTES:

* All colors have a semi-gloss finish

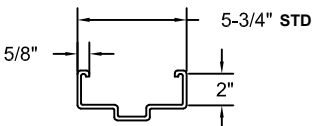
HEAD HEIGHT



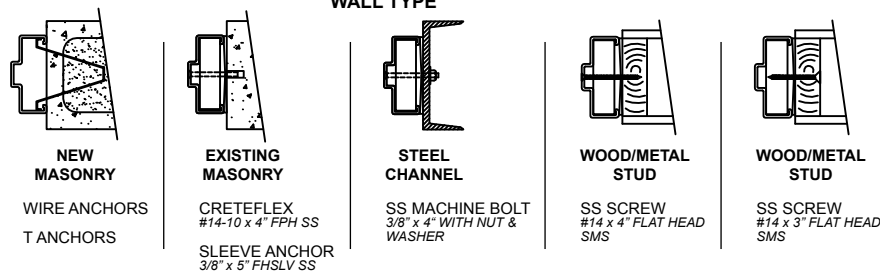
FRAME CONFIGURATION



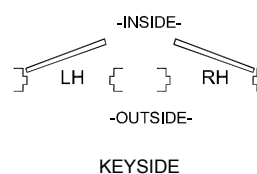
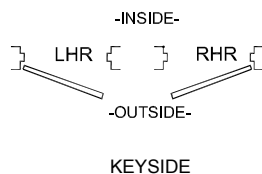
JAMB / FACE DEPTH



WALL TYPE



5224 FM 802 Brownsville, TX
78521 P: 800.444.6924
E: frporders@senneca.com
www.chem-pruf.com



**P-SERIES DOUBLE FRAME ONLY
ORDER FORM**

CUSTOMER:

PROJECT:

DOOR MARK: