




Any Size! Any color! No corrosion/rust!

Chem-Pruf®  
 P.O. Box 4560 Brownsville, TX 78523  
 Phone: 1-800-444-6924  
 Fax: 956/544-7943  
 E-mail: info@chem-pruf.com




## CLOSER


**7500 AL**




REGULAR ARM INSTALLATION



PARALLEL ARM INSTALLATION



TOP JAMB INSTALLATION



STANDARD ARM

## FEATURES & CERTIFICATIONS

•Series 7500 are Normal Power Range Closers and are adjustable in a 2 thru 6 size range. These closers can be installed and adjusted to conform to the closing power requirements of conventionally sized closers.

•Aluminum Alloy Shell: Series 7500 closer bodies are constructed of a special aluminum alloy, carefully selected to accommodate individual closer characteristics and operating conditions.

•They have a complete range of separate control adjustments: sweep speed, latch speed, backcheck cushioning and backcheck positioning.

•All Norton 7500 Series Closers with non-hold-open arms are listed by Underwriters' Laboratories, Inc. for use on labeled fire doors.


•Closers are installed at 110° unless otherwise specified

•Surface mounted with thru-bolts and sex nuts.

## STANDARD ARM

•Non-Hold-Open Arm/Non-Handed

•1618 Soffit Plate



**FIRE RATED UP TO 90 MINUTES WITH CHEM-PRUF® FIRE DOORS**