




Chem-Pruf®  
 P.O. Box 4560 Brownsville, TX 78523  
 Phone: 1-800-444-6924  
 Fax: 956/544-7943  
 E-mail: info@chem-pruf.com



Any Size! Any color! No corrosion/rust!

## CORROSION RESISTANT CLOSER

**7500 SS AL**




REGULAR ARM INSTALLATION

PARALLEL ARM INSTALLATION



TOP JAMB INSTALLATION



STANDARD ARM



### FEATURES & CERTIFICATIONS

- Series 7500 are Normal Power Range Closers and are adjustable in a 2 thru 6 size range. These closers can be installed and adjusted to conform to the closing power requirements of conventionally sized closers.

- They have a complete range of separate control adjustments: sweep speed, latch speed, backcheck cushioning and backcheck positioning.

- All Norton 7500 Series Closers with non-hold-open arms are listed by Underwriters' Laboratories, Inc. for use on labeled fire doors

- Corrosion Resistance: The shell, pinion bushing assembly and end caps of this closer are aluminum alloy. All other exposed components are of stainless steel, or zinc materials to provide excellent resistance to corrosive environments.


- Closers are installed at 110° unless otherwise specified

- Surface mounted with stainless steel thru-bolts and sex nuts.

### STANDARD ARM

- Non-Hold-Open Arm/Non-Handed

- 1618 Soffit Plate



**FIRE RATED UP TO 90 MINUTES WITH CHEM-PRUF® FIRE DOORS**